



Kentucky High School Athletic Association

2280 Executive Drive ° Lexington, KY 40505 ° www.khsaa.org ° (859)299-5472 (859)293-5999 (fax)

To: Superintendent, Principal, and Athletic Director

From: Brigid L. DeVries, Commissioner
Larry Boucher, Assistant Commissioner *JB*


Date: June 20, 2003

Subject: 2002-2003 Annual Report Forms Submission

School: North Hardin High School

Enclosed please find a copy of Form T-65, The 2002-2003 Annual Report Forms Checklist. In addition, you may find an attachment with corrected copies of the forms submitted by your school personnel. Please review this information so the forms can be completed accurately in the future. Also, KHSAA Audit Staff may have requested a re-submission of some of the 2002-2003 Annual Report Forms or need additional information on your athletic programs. Please submit this information by the date requested if this is applicable. Copies and all KHSAA Title IX documents must be kept current and included in your permanent Title IX File at the school. All documents are subject to Open Records Requests.

Should you need any further information, please do not hesitate to call anytime.



MEMORANDUM

TO: KHSAA Member School Superintendents, Principals, and Athletic Directors

FROM: Brigid L. DeVries, Commissioner
Larry Boucher, Executive Assistant Commissioner *LJB*

DATE: May 13, 2003

RE: 2003 Title IX Forms Submission

School	North Hardin High School	Reviewed by	Phyllis Catlett
--------	--------------------------	-------------	-----------------


The following is a status report regarding the required 2002 - 2003 Title IX submission of forms due in to the KHSAA office by April 15, 2003. Appropriate audit personnel have reviewed these forms and the following is a summary of this review.

I. Checklist of Forms properly submitted in a satisfactory manner:

✓	GE 19 (Annual Verification)	✓	T-35 (Budget Expenses)
✓	T-1 (Summary Program Chart 1)	✓	T-36 (Budget Expenses)
✓	T-2 (Summary Program Chart 2)	✓	T-41 (Checklist - Overall Interscholastic Program)
✓	T-3 (Summary Program Chart 3)	✓	T-60 (Corrective Action Plan)
✓	T-4 (Summary Program Chart 4)	✓	T-63 (Interscholastic Survey Results)

II. Status

A.	✓	2002 - 2003 Forms are satisfactory and no further information or action is necessary at this time.
B.		Errors have been noted with respect to the following forms and corrected copies are being returned to you for placement in your Title IX file to ensure proper submission in the future.
C.		The following forms were omitted and must be submitted by school representatives.
D.	✓	Other Recommendation and Comments: • Have a great summer.



MEMORANDUM

To: KHSAA Member School Superintendents, Principals, and Athletic Directors

From: Brigid L. DeVries, Commissioner
Larry Boucher, Assistant Commissioner

Date: May 13, 2003

Re: 2003 Title IX Forms Submission

School	<u>NORTH HARDWIGHT</u>	Reviewed by	<u>PHILIP CATHELT</u>
--------	------------------------	-------------	-----------------------

The following is a status report regarding the required 2002-2003 Title IX submission of forms which were due in to the KHSAA office by April 15, 2003. Appropriate audit personnel have reviewed these forms and the following is a summary of this review.

I. Checklist of Forms properly submitted in a satisfactory manner:

<input checked="" type="checkbox"/>	GE 19 (Annual Verification)	<input checked="" type="checkbox"/>	T-35 (Budget Expenses)
<input checked="" type="checkbox"/>	T-1 (Summary Program Chart 1)	<input checked="" type="checkbox"/>	T-36 (Budget Expenses)
<input checked="" type="checkbox"/>	T-2 (Summary Program Chart 2)	<input checked="" type="checkbox"/>	T-41 (Checklist - Overall Interscholastic Program)
<input checked="" type="checkbox"/>	T-3 (Summary Program Chart 3)	<input checked="" type="checkbox"/>	T-60 (Corrective Action Plan)
<input checked="" type="checkbox"/>	T-4 (Summary Program Chart 4)	<input checked="" type="checkbox"/>	T-63 (Interscholastic Survey Results)

II. Status

A.	<input checked="" type="checkbox"/>	2002-2003 Forms are satisfactory and no further information or action is necessary at this time.
B.	<input type="checkbox"/>	Errors have been noted with respect to the following forms and corrected copies are being returned to you for placement in your Title IX file to ensure proper submission in the future.
C.	<input type="checkbox"/>	The following forms were omitted and must be submitted by school representatives.
D.	<input type="checkbox"/>	Other Recommendation and Comments: <i>Done a great summer.</i>

APR 11 2003

North Hardin High School

Title IX

2002-2003 Annual Report Forms

Prepared by:

Alan Campbell
Athletic Director



**2002-2003 KENTUCKY HIGH SCHOOL ATHLETIC ASSOCIATION
ANNUAL VERIFICATION OF TITLE IX PROCEDURES**
(To be submitted by April 15, 2003 along with other required forms)

The NORTH HARDIN High School, RADCLIFF, Kentucky
(Name of High School) (City)

certifies to the Kentucky High School Athletic Association that the following is an accurate and true representation of the facts surrounding compliance with 20 U.S.C. Sections 1681-1688, et. Seq. (also known as Title IX)

I certify the following provisions in accordance with records at the school contained in the permanent Title IX file, and to the best of my knowledge have completed the following tasks. (All boxes must be checked)

- Established a gender equity committee at the high school. (list committee personnel and provide attachment if necessary)

Name	Address	Phone	Title
Alan Campbell	801 S. LOGSDON PKWY.	(270) 351-3167	Athletic Director
Bill Demme	"	"	Principal
Cerald Lowery	WA JENKINS ROAD	(270) 769-8802	Title IX Release / District
Lenny Harper	801 S. LOGSDON PKWY.	(270) 351-3167	PARENT
Renata Kuchowicz	"	"	BASKETBALL COACH
John Russell	"	"	TRACK COACH
Maurice Sanders	1233 HUNTERS LANE	(270) 351-4092	Student Athlete
Alexandra Beteacout	1283 S. WOODLAND RD.	(270) 352-5748	Student Athlete

- Scheduled a minimum of three meetings during the 2002-2003 school year on the following dates:

December 4, 2002
March 13, 2002
May 13, 2002

- Designated the following person(s) as the Title IX coordinator for the school/district:

<u>Alan Campbell</u>	<u>Athletic Director</u>	<u>801 S. Logsdon Pkwy</u>	<u>(270) 352-3167</u>
Name	Title	Address	Phone

- School personnel are continuing to make periodic reviews of the boys and girls athletics program reflected in the Corrective Action Plan.

- In addition to the above information, the above referenced school maintains a complete permanent file relative to Title IX records including copies of the self-assessment audit, all corrective action plans, and other related materials.

[Signature]
Principal's Signature
[Signature]
Superintendent Signature

4/9 20 03
Date
[Signature]
School Board Chairpersons' Signature

[Signature]

(Send original copy to KHSAA - Maintain duplicate in Title IX school folder)

2002-2003
ACCOMMODATION OF INTERESTS AND ABILITIES
SUMMARY PROGRAM CHART 1

KHSAA
 Form T1
 Rev. 9/02

Participation Opportunities Test One


		(Column 1)	(Column 2)	(Column 3)	(Column 4)
	Program	Enrollment	Percentage of Total Enrollment	Number of Interscholastic Participants (double and triple count)	Percentage of Total Participation
Row 1	GIRLS	736	52	245	46
Row 2	BOYS	687	48	363	60
Row 3	Totals	1423	100%	608	100%

Instructions:

*Number of 8th grade students & below used in Column 4 calculations if applicable: 67 39 female
 28 male

- Determine the total number of girls enrolled, (place in Row 1, Column 1). Determine the total number of boys enrolled, (place in Row 2, Column 1).
- Add the total number of girls and boys enrolled to determine total enrollment, (place in Row 3, Column 1).
- Calculate the percentage of total enrollment that is female. (Divide Row 1, Column 1 by row 3, Column 1 and place in Row 1, Column 2.) Calculate the percentage of total enrollment that is male. (Divide Row 2, Column 1 by Row 3, Column 1 and place in Row 2, Column 2.) Note: Row 1, Column 2 plus Row 2, Column 2 should total 100%.
- Ask the head coaches to review the most updated eligibility or squad lists for their teams. Ask coaches to confirm the names of those individuals who are on the team as of the first **date of competition**, and cross out the names of those who were cut from the team or quit the team prior to the first competitive event. Determine the total number of interscholastic athletics participants that are girls, (and place in Row 1, Column 3). In order to determine the total number of athletics participants, an individual should be counted each time he or she participates on a team. For example, if Jane Doe competes on the varsity volleyball team, the junior varsity volleyball team, the junior varsity basketball team, and the varsity softball team, she should be counted as four participants (**do not include club or intramural sports participants, cheerleaders, dance teams, or pom squads**). Calculate the same way for boys and girls. * In addition, should 8th grade students and below play on a Freshman, Junior Varsity, or Varsity team, they should also be counted for each team and sport on which they participate. If applicable, please asterisk the above notation as to how many 8th grade students & below are included in the totals. Using the same procedure, determine the total number of interscholastic athletic participants that are boys, (and place in Row 2, Column 3). Add Row 1, Column 3 plus Row 2, Column 3 to get total participants and place in Row 3, Column 3.
- Calculate the percentage of female participation. (Row 1, Column 3 divided by Row 3, Column 3 and place in Row 1, Column 4.) Calculate the percentage of male participation. (Row 2, Column 3 divided by Row 3, Column 3 and place in Row 2, Column 4.) Note: Row 1, Column 4 plus Row 2, Column 4 should total 100%.

Note: While being within three percent is not a formal compliance standard; if the percent listed in Row 1, Column 4 is within 3% of Row 1, Column 2, then it provides a good target within which compliance is likely.

Principal's Signature:  Date: 4/8/03

2002-2003
ACCOMMODATION OF INTERESTS AND ABILITIES
SUMMARY PROGRAM CHART 2


KHSAA
 Form T2
 Rev. 9/02

Participation Opportunities Test Two

		Column 1	Column 2	Column 3	Column 4	Column 5
Program		Number of Teams Currently Offered	Number of Participants	Number of Teams Added in Last Five Years	Number of Participants Added in Last Five Years	Percent of Total Participation By Sex Added in Last 5 Years
GIRLS	Row 1	varsity:	9	135	1	16
	Row 2	j.v.:	6	82	1	16
	Row 3	frosh:	2	28		
	Row 4	total:	17	245	2	32
BOYS	Row 5	varsity:	10	184		
	Row 6	j.v.:	7	117		
	Row 7	frosh:	3	62		
	Row 8	total:	20	363		

- 1) For Column 1, list the number of interscholastic teams offered for girls and boys at each competitive level (varsity, junior varsity, and freshman). For girls, total each of the entries in Rows 1, 2, and 3 into Row 4. For boys, total Rows 5, 6, and 7 into Row 8.
- 2) For Column 2, list the number of participants at each level. For girls, total each of the entries in Rows 1, 2, and 3 into Row 4. For boys, total Rows 5, 6, and 7 into Row 8. **Note:** The totals in Row 4 for girls and in Row 8 for boys must be the same as the totals in Form T-1, Column 3, Rows 1 and 2 respectively.
- 3) For Column 3, list the number of interscholastic teams that have been added in the last five years at each competitive level. Count each team added during the 5 year period only one time. e.g. Girl's junior varsity soccer was added 3 years ago, count the team only once, not 3 times. For girls, total the entries in Rows 1, 2, and 3 into Row 4. For boys, total Rows 5, 6, and 7 into Row 8.
- 4) For Column 4, list the number of participants that are currently on each level of the teams that were added in the last five years. If a team was added previously but no longer exists, there are no current participants to be added for that team. For girls, total the entries in Rows 1, 2, and 3 into Row 4. For boys, total Rows 5, 6, and 7 into Row 8.
- 5) For Column 5, calculate the percentage of participants that have been added in the last five years. For girls, take the number in Column 4, Row 4 and divide by the number in Column 2, Row 4. For boys, take the number in Column 4, Row 8 and divide it by the number in Column 2, Row 8.

Note: If the percentage of current participants added in the last five years is 25% or greater, compliance with test two may be possible. If less than 25%, then compliance with test three should be analyzed. **CAUTION:** 25% is not a formal compliance standard.


Principal's Signature:  Date: 4/9/03

2002-2003
ACCOMMODATION OF INTERESTS AND ABILITIES
SUMMARY PROGRAM CHART 3

Participation Opportunities Test Three

For any question answered "YES" identify the respective sport(s).

	GIRLS (Yes / No)		BOYS (Yes / No)
1. For a sport not currently played at the interscholastic level (varsity, junior varsity, or freshman) in your school, is there an intramural team offered for that sport?	No		No
2. For a sport <u>not</u> currently offered in your interscholastic athletics program, is there sufficient interest to form a viable interscholastic team based on participation on an intramural team or community recreation teams?	No		No
3. For a sport <u>not</u> currently offered, is there sufficient interest to form a viable interscholastic team based on student responses from the interscholastic survey?	No		No
4. For a sport currently offered at the varsity level only, is there sufficient interest to form a viable team for a junior varsity, or freshman team that is not currently offered?	No		No
5. For a sport currently offered at the junior varsity or freshman level is there sufficient interest to form a varsity team not currently offered?	No		No
6. If you answered YES to question (1), (2), (3), (4), or (5), are there enough high schools in your geographic area offering the sport (at the appropriate level) to allow for the development of a reasonable schedule of competition?			

Principal's Signature:  Date: 4/9/03

2002-2003
ACCOMODATION OF INTERESTS AND ABILITIES+
SUMMARY PROGRAM CHART 4

Levels of Competition Test One

		Column 1	Column 2	Column 3
Girls	Team Levels	Number of Teams Currently Offered	Number of Participants	Percentage of Participants at Each Level
Row 1	varsity:	9	135	55
Row 2	j.v.:	6	82	34
Row 3	frosh:	2	28	11
Row 4	total:	17	245	100%
Boys				
Row 5	varsity:	10	184	51
Row 6	j.v.:	7	117	32
Row 7	frosh:	3	62	17
Row 8	total:	20	363	100%

- 1) Column 1, list the number of interscholastic teams offered for girls and boys at each competitive level; varsity, junior varsity, and freshman. (Refer to Form T-2, Accommodation of Interests and Abilities, Summary Program Chart 2, Column 1.)
- 2) For Column 2, list the number of participants at each level. For girls, total the entries in Rows 1, 2, and 3 into Row 4. For boys, total the entries in Rows 5, 6, and 7 into Row 8. (Refer to Form T-2, Accommodation of Interests and Abilities, Summary Program Chart 2, Column 2.)
- 3) For Column 3, calculate the percentage of female and male participants at each level.
For girls' varsity, junior varsity, and frosh, respectively:
 - Divide Column 2, Row 1 by Column 2, Row 4, and place the percentage in Column 3, Row 1.
 - Divide Column 2, Row 2 by Column 2, Row 4, and place the percentage in Column 3, Row 2.
 - Divide Column 2, Row 3 by Column 2, Row 4, and place the percentage in Column 3, Row 3.
 -
 For boys' varsity, junior varsity, and frosh, respectively:
 - Divide Column 2, Row 5 by Column 2, Row 8, and place the percentage in Column 3, Row 5.
 - Divide Column 2, Row 6 by Column 2, Row 8, and place the percentage in Column 3, Row 6.
 - Divide Column 2, Row 7 by Column 2, Row 8, and place the percentage in Column 3, Row 7.

Principal's Signature: _____

Date: _____

**2002-2003
BUDGETED AND ACTUAL EXPENDITURES - PROGRAM COMPARISON CHART
TO INCLUDE BOOSTER CLUB FUNDING**

	equipment and supplies		travel		awards		coaches' salaries (to include supplemental and extended employment)		facilities improvements		publications (if sport-specific)	
	B	E	B	E	B	E	B	E	B	E	B	E
G basketball		2692.95		3375.93						82.50		
B basketball		3411.86		5844.06						82.50		
G softball		240.11				240.00						
B baseball										1178.00		
G cross country	Scored	2395.72		758.88								
B cross country		64.95		1002.35		78.00						
G golf	Scored											
B golf												
G soccer		2970.65		400.00								
B soccer		278.00		748.13								
G swimming	Scored	1709.72										
B swimming						77.50						

- Budget and expenditures on this 2002-2003 year report due by April 15, 2003, should reflect the total monies budgeted and spent for the entire year of 2001-2002 ending June 30, 2002.
- "B" is for budgeted dollar amounts and "E" is for actual dollar expenditures.
- Booster Club Funding/Contributions must be included in the expenditures total.


Principal's Signature: *Audrey [Signature]* **Date:** 4/9/03

**2002-2003
BUDGETED AND ACTUAL EXPENDITURES - PROGRAM COMPARISON CHART 2
TO INCLUDE BOOSTER CLUB FUNDING**

Teams	equipment and supplies		travel		awards		coaches' salaries (to include supplemental and extended employment)		facilities improvements		publications (if sport-specific)	
	B	E	B	E	B	E	B	E	B	E	B	E
G track		582.05		220.00								
B track		1237.79		337.22								
G tennis		1004.27										
B tennis												
G volleyball		2700.00		179.76								
B wrestling		164.80		830.00		154.48						
G (list sport)												
B (football)		1431.02		2270.48								
G (list sport)												
B (list sport)												

1. Budget and expenditures on this 2002-2003 year report due by April 15, 2003, should reflect the total monies budgeted and spent for the entire year of 2001-2002 ending June 30, 2002.
2. "B" is for budgeted dollar amounts and "E" is for actual dollar expenditures.
3. Booster Club Funding/Contributions must be included in the expenditures total.

Principal's Signature:  Date: 4/9/03



North Hardin High School

801 S. Logsdon Parkway • Radcliff, KY 40160
270-351-3167 • FAX 270-352-4512

Principal
BILL DENNISON

Assistant Principals
CINDY BROWN
LAURA McGRAY
LES THARP
GREGORY WHEATLEY

Insert

North Hardin High School does not set specific budgets amounts for its athletic teams. General amounts are set at 3,500 for football, 1,500 for basketball, baseball, soccer, softball and volleyball, 1,000 for wrestling, track and cross-country and 500 for tennis and golf. Coaches initiate the request process by contacting the athletic director. The athletic director then completes a P.O. request for the finance officer. Items are ordered on a need basis.

The North Hardin swim program travel expenses are paid for by the board of education. This is due to a lack of facilities on each of our three high school grounds. North Hardin practices and holds meets on the Ft. Knox base.

If you have any questions, please contact me at your convenience.

Sincerely,

Alan Campbell
Athletic Director
North Hardin High School
(w) (270) 352-3163
(h) (270) 769-2875
(c) (270) 300-1446



Hardin County Schools Classified High School Extra Curricular Increment Schedule

Revised 2000
HCAR 03.121

POSITION	INCREMENT
HIGH SCHOOL	
Academic Program	5,000
Head Band Director	8,600
Assistant Band Director (# 1)	5,000
Assistant Band Director (#2)	5,000
* Assistant Band Director (# 3)	1,000
Head Basketball Coach (Boys) (Girls)	8,600
Assistant Basketball Coach (Boys) (Girls)	5,000
* 10th Grade Basketball Coach (Boys) (Girls)	1,000
9th Grade Basketball Coach (Boys) (Girls) Must fulfill a competitive schedule	2,500
Head Football Coach	8,600
Assistant Football Coach (# 1)	5,000
Assistant Football Coach (# 2)	5,000
Junior Varsity Football Coach (two)	5,000
9th Grade Football Coach Must fulfill a competitive schedule	2,500
Head Soccer Coach (Boys) (Girls)	3,400
Assistant Soccer Coach (Boys) (Girls) - 25 regular participants	1,700
Head Softball / Baseball Coach	3,400
Assistant Softball / Baseball Coach - 20 regular softball / baseball participants	1,700
9th Grade Softball / Baseball Coach Must fulfill a competitive schedule	1,350
Head Wrestling Coach	3,400
Assistant Wrestling Coach - 20 regular wrestling participants	1,700

Head Track Coach	3,400
Assistant Track Coach – 30 regular track participants	1,700
Athletic Director	5,000
Head Swim Coach	1,700
Assistant Swim Coach – 20 regular swim participants	1,000
Golf Coach	1,700
Golf Coach (#2) – 16 regular golf participants	1,700
Tennis Coach	1,700
Tennis Coach (#2) – 20 regular tennis participants	1,700
Cross Country Coach (Boys) (Girls)	2,500
Cross Country Assistant Coach – 20 regular cross country participants	1,000
Weight Program Sponsor	2,500
* Intramural Program	2,808
Mat Maid Sponsor	1,350
Cheerleading Sponsor (Boys) (Girls)	3,400
Choral / Show Choir Director - Must complete performances outside of school day	2,700
Annual Sponsor	1,700
Senior Sponsor	1,700
Debate / Speech Coach	1,700
Drama Coach - Must complete performances outside of school day	1,350
JROTC Color Guard / Drill Team Sponsor (four)	1,700
Head Volleyball Coach	3,400
Assistant Volleyball Coach	1,700

* Eliminate after 6/30/2001 (Same amount as 1999-2000)

Coach and Assistant Coach

All coaches shall receive the prevailing salary as approved by the board. No coach shall receive an additional coaching salary from any outside source. No teacher may coach more than two sports as long as there are sufficient applicants within the system. No administrator is permitted to coach and no person may hold two head coaching positions. Any exception to this policy must be approved by the Superintendent.

Required

Each team shall consist of the following minimum number of Participants members participating regularly:
Football-22, Basketball-7, Baseball-12, Softball-12, Wrestling-12, Track-15, Cross Country-7 and Soccer - 15.

In order to staff a second coach for a minor sport, the following minimum number of members must be participating regularly: Baseball – 20, Wrestling – 20, Softball – 20, Track – 30, Soccer – 25, Tennis – 20, Cross Country – 20, Golf – 16, Swimming – 20, and Freshman Football – 23.

If a second coach is not hired in a sport where numbers meet the listed requirements for a second coach, the assigned coach may be paid 1.5 times the increment for that sport.

Additional Coaching Staff

Football may staff the equivalent of a total of five (5) coaches for the total varsity and junior varsity programs.
Basketball may staff the equivalent of a total of three (3) coaches for the total varsity and junior varsity programs.

Junior varsity teams and coaches are provided for football, basketball, softball, baseball, soccer, and wrestling.
Their schedule may not exceed that of the varsity.

Thank you for visiting our site.

[Top of Page](#) | [Certified Personnel Salary Compensation and Benefits](#) | [Personnel](#) | [HCS Home](#)
[District Information](#) | [Central Office](#) | [School Web Sites](#) | [Calendar](#)
[Enrollment Procedures](#) | [Breakfast and Lunch Menus](#)
[Community Education](#) | [Job Opportunities](#)
[Board of Education](#)

2002-2003 KHSAA TITLE IX ATHLETICS AUDIT

KHSAA
Form T41
Rev. 9/02

Checklist - Overall Interscholastic Athletics Program

Areas of Compliance	ADVANTAGE TO (Respond based on Internal Evaluation by checking the appropriate column.)		
	GIRLS' PROGRAM	BOYS' PROGRAM	NEITHER PROGRAM
OPPORTUNITIES			
Accommodation of Interest and Abilities			✓
BENEFITS			
Equipment and Supplies			✓
Scheduling of Games and Practice Time			/
Travel and Per Diem Allowances			/
Coaching			/
Locker Rooms, Practice and Competitive Facilities			/
Medical and Training Facilities and Services			/
Publicity			/
Support Services			/
Athletic Scholarships			/
Tutoring			/
Housing and Dining Facilities and Services			/
Recruitment of Student Athletes			/

Principal's Signature: *Sam Jensen* Date: 4/9/03

2002-2003
TITLE IX

CORRECTIVE ACTION PLAN

School Name: North Hardin
 School Year: 03
 Principal's Signature: [Signature]
 Date: 4/9/03

To complete this form, indicate the intended area which needs corrective action, the suggested change and time table for implementation. You may copy this form as needed. Please attach corrective action plans along with audit forms and submit by April 15, 2003.

ITEM FOR CORRECTION	SUGGESTED CHANGE	TIME TABLE FOR CORRECTIVE ACTION
Recognition Procedure	Monitor / Revise as needed	Annually
Locker Rooms for Outside Complex	Facility Upgrade	Fall 2003
Movement to large gym for Volleyball team		Summer 2003
Uniform Procedure	4 year rotation	Annually

▪ An explanation (status report) is needed for all areas identified previously as items for correction as well as all areas currently identified as items for correction. This form shall be typed.

Principal's Signature: [Signature] Date: 4/9/03

2002-2003 INTERSCHOLASTIC ATHLETICS SURVEY

Summary of Student Responses

School Name: North Harrold
 School Enrollment: 1423
 Date: April 9, 2003
 Completed By: Alan Campbell

Instructions:

1. Summarize the Student Athletics Interest Surveys Form T-61 by listing the total number of responses on the line next to each sport.
2. Under the Other Category please provide a listing of the sports as well as the number of students who are interested in participating.
3. Please sign and date the Summary Form (T-63) and mail the Summary Form only to the KHSAA by April 15, 2003. Do not mail the student surveys (Form T-61). However, these Forms should be maintained in your files in the event they are requested subsequently.

1061 Number of Surveys
1027 Total Returned 96%
9-11 Grades Surveyed

How Was The Survey Administered? English Classroom
 (e.g. was it given in all English classes, or all home rooms, or advisee/advisor?)

Fall Sports (List Total Number of Participation Responses)

22 Cross Country (Girls)
28 Cross Country (Boys)
14 Field Hockey (Girls)
162 Football (Boys)
22 Golf (Girls)
12 Golf (Boys)
76 Soccer (Girls)
80 Soccer (Boys)
80 Volleyball (Girls)
12 Volleyball (Boys)

Winter Sport (List Total Number of Participation Responses)

40 Basketball (Girls)
172 Basketball (Boys)
86 Gymnastics (Girls)
40 Indoor Track (Girls)
40 Indoor Track (Boys)
42 Swimming & Diving (Girls)
21 Swimming & Diving (Boys)
49 Wrestling (Boys)

Spring Sport (List Total Number of Participation Responses)

85	Baseball (Boys)
47	Fast Pitch Softball (Girls)
75	Slow Pitch Softball (Girls)
21	Tennis (Girls)
66	Tennis (Boys)
70	Track (Girls)
117	Track (Boys)

Other Sports (From Student Survey T-61 Question 10)

Name of Sport	Number of Students Interested In Participating
SKATEBOARDING	27
_____	_____
_____	_____
_____	_____
_____	_____
_____	_____
_____	_____

Number of Students who participate in Intramural Sports.
(From Student Survey T-61 Question 5)

Sport	Number
_____	_____
_____	_____
_____	_____
_____	_____
_____	_____

No intramural program available

List Intramural Sports students are interested in adding:
(From Student Survey T-61 Question 6)

Sport	Number
BASKETBALL	79
flag football	35
_____	_____
_____	_____
_____	_____

Participation in Non-School Sports Activities
 (From Student Survey T-61 Question 7)

Sport	Number
Church Basketball	
Softball	
Baseball	

Reasons for not participating in interscholastic athletics.
 (From Survey Question 8)

Response	Number
128 I prefer other activities such as band, chorus, etc.	
162 I don't have time	
57 The practice schedules and game times are inconvenient	
37 The sport I like isn't offered	
35 It's too expensive	
38 I prefer to participate in club or intramural sports	
80 Working	
127 Other	

Student Suggestions to encourage participation

-practice times around work
 -no summertime conditioning


 Principal's Signature


 Date